




 Milk	 Carp	 Eggs	 Chicken	 Pork	 Beef
Feed conversion (kg of feed/kg ⁻¹ of live weight)	0.7	1.5	3.8	2.3	5.9	12.7
Feed conversion (kg of feed/kg ⁻¹ of edible weight)	0.7	2.3	4.2	4.2	10.7	31.7
Protein content (% of edible weight)	3.5	18	13	20	14	15
Protein conversion efficiency (%)	40	30	30	25	13	5

Figure 5. Protein contents of major animal foods and feed conversion efficiencies of their production. (Based on Figure 8.4 in ref. 2.) Calculations of feed conversion efficiencies based on the latest (1999) average US feed requirements from ref. (49); they include the feeding requirements of entire breeding and meat-producing populations.